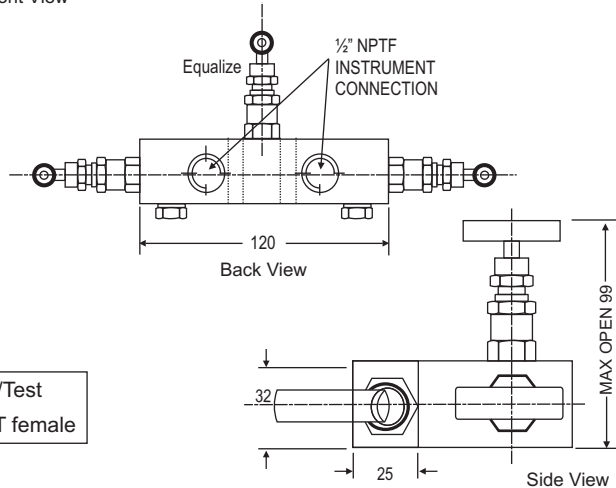

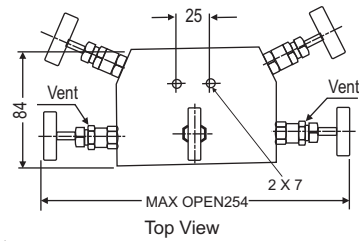
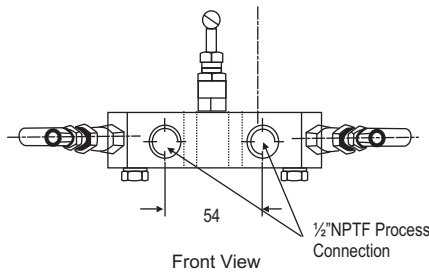
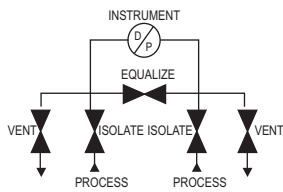


**5VA**

With threaded vertical port inlets and outlets. The isolating and venting bonnets are positioned on the left and right hand side and the equalizing bonnet is positioned on the front side. Designed for remote mounting.



**Standard connection**

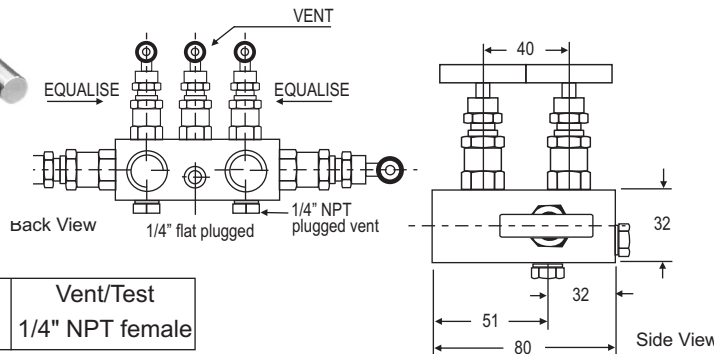

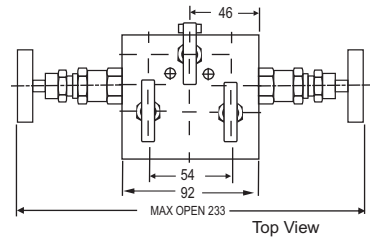
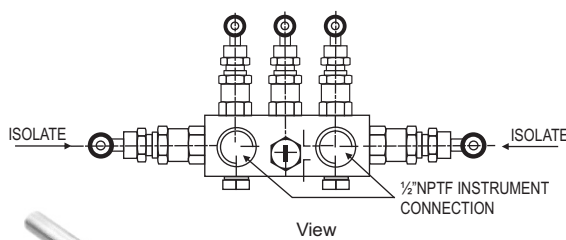
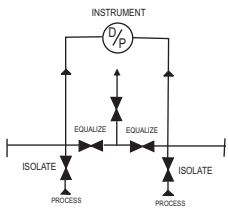
Product	Process side	Instrument side	Vent/Test
5VA	1/2" NPT female	1/2" NPT female	1/4" NPT female

VM - 5VA - 01 - 2009 / 10

**REMOTE MOUNT (PIPE TO PIPE)**

**5VG**

With threaded vertical port inlets and outlets. The vent/test ports are positioned on the bottom and top of the body. The isolating bonnets are positioned on the left and right hand side and the venting and equalizing bonnets are positioned on the front side. Specially designed for remote mounting to field meters, differential transmitters and chart recorders on gas service allowing fail safe configuration preventing pressure loss from the high to low pressure impulse lines.

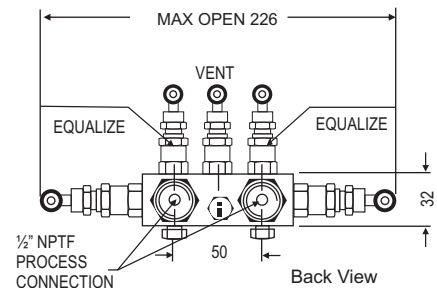
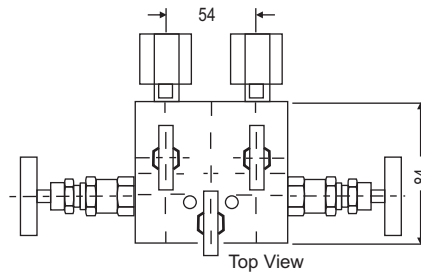
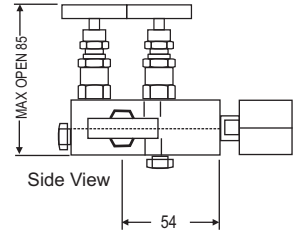
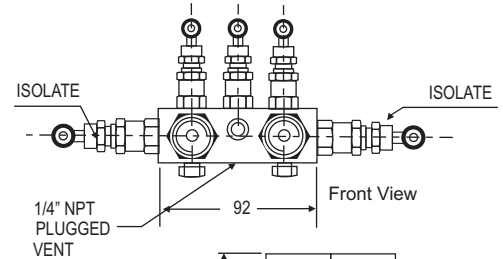
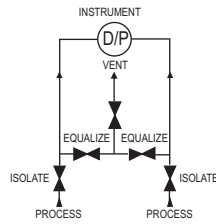



**Standard connection**

Product	Process Side	Instrument Side	Vent/Test
5VG	1/2" NPT female	1/2" NPT female	1/4" NPT female

VM - 5VG - 01 - 2009 / 10

Series for differential pressure gauges with 2 inlets NPT female at bottom and 2 outlets with rotating nuts on top side. Also available in 50mm tap spacings Series - 5VD50.



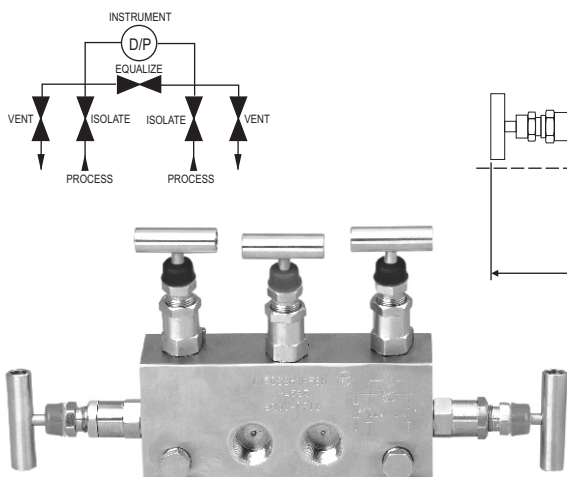
**Standard connection**

Product	Process side	Instrument side	Vent/Test
5VD	1/2" NPT female	1/2" BSP Rotatable nuts	1/4" NPT female

VM - 5VD - 01 - 2009 / 10

**DIRECT MOUNT (PIPE TO PIPE)**

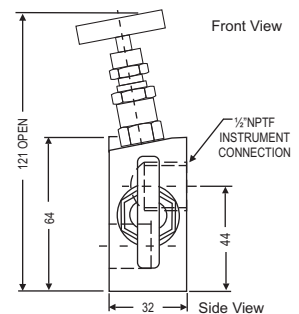
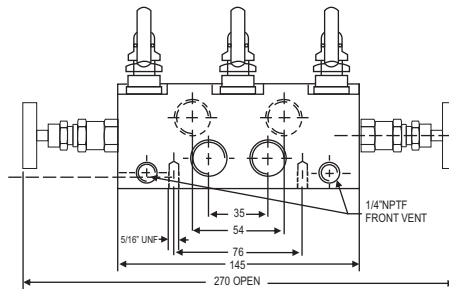
Series designed for complete isolation of instruments-2 inlets NPT female at front, 2 outlets NPT female at back side. Vent/test connection at front, equalizing bonnets and Isolating bonnets on angular top, venting bonnets at left and right side.



**Standard connection**

Product	Process Side	Instrument Side	Vent/Test
5VQ	1/2" NPT female	1/2" NPT female	1/4" NPT female

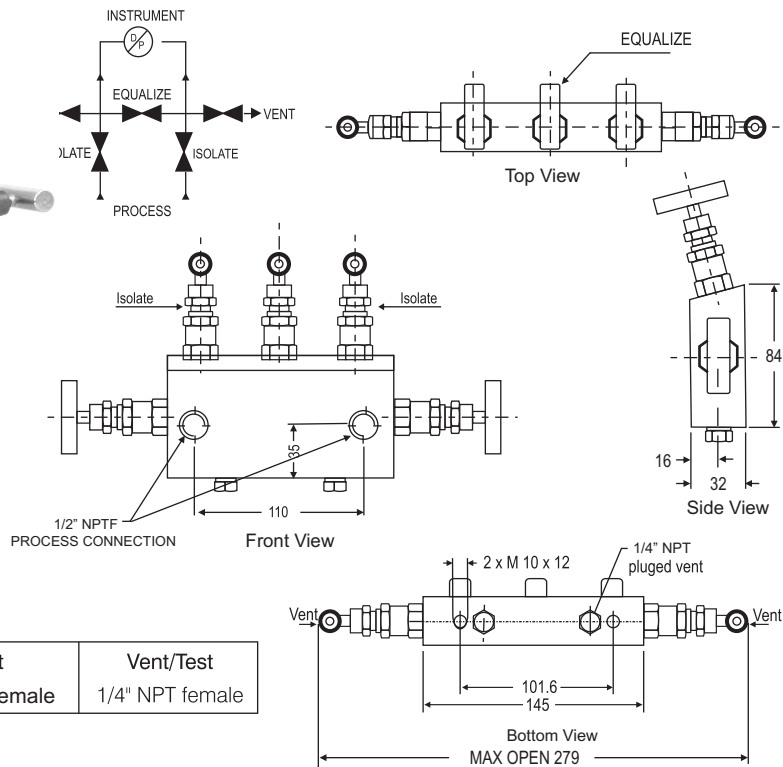

VM - 5VQ - 01 - 2009 / 10



## FIVE VALVE MANIFOLDS REMOTE MOUNT (PIPE TO PIPE)

### 5VV

Model designed for complete isolation of instruments with NPT female inlets /outlets. Vent/test connection at bottom; equalizing bonnet angular on top-isolating bonnets angular on top venting bonnets at left and right side.



#### Standard connection

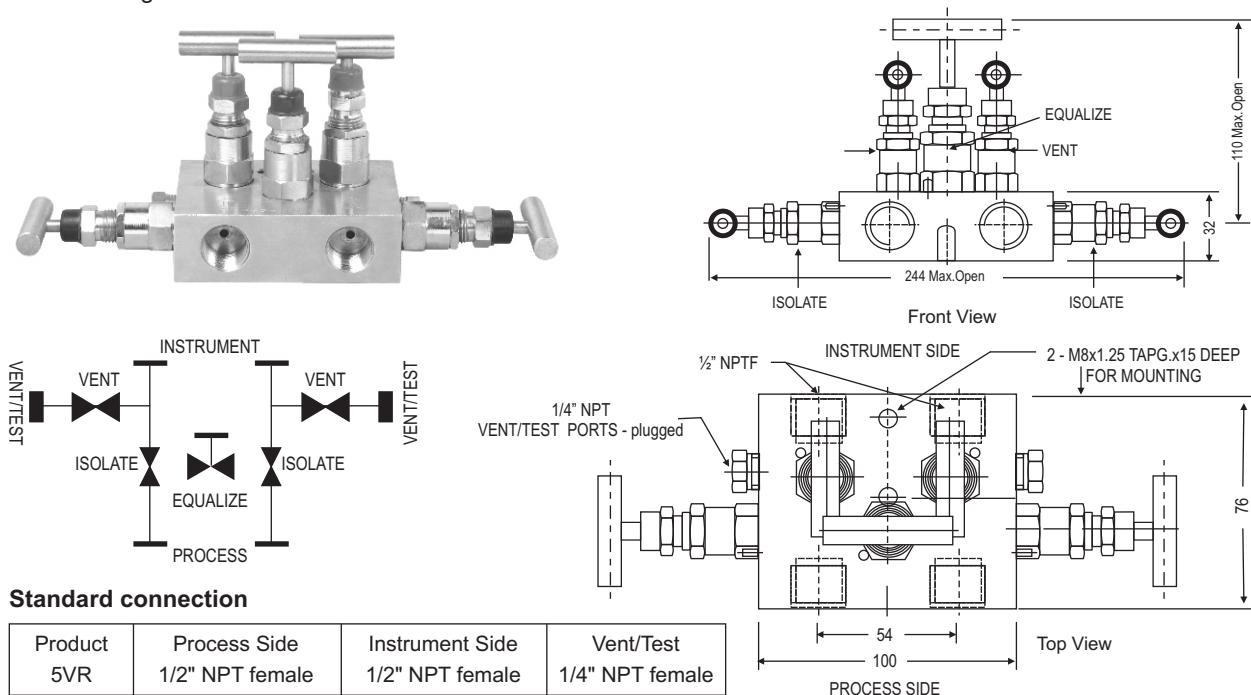

Product	Process Side	Instrument	Vent/Test
5VV	1/2" NPT female	1/2" NPT female	1/4" NPT female

VM - 5VV - 01 - 2009 / 10

## REMOTE MOUNT (PIPE TO PIPE)

### 5VR

With threaded female ports on front side and back side for instrument and process connections. The two vent bonnets along with equalizing bonnet are positioned on the top side. The two isolation bonnets are positioned on left and right hand sides.



#### Standard connection

Product	Process Side	Instrument Side	Vent/Test
5VR	1/2" NPT female	1/2" NPT female	1/4" NPT female

VM - 5VR - 01 - 2009 / 10

**Specifications - Standard Version 5VA, 5VG, 5VD, 5VQ, 5VV, 5VR**

<b>Body</b>	: SS 316
<b>Stem</b>	: SS 316
<b>Valve assembly</b>	: SS 316
<b>'T' bar handle</b>	: SS 304
<b>Maximum working pressure</b>	: 6000 PSI
<b>Maximum working temperature</b>	: 240°C
<b>Packing</b>	: PTFE
<b>Type of stem</b>	: Type CT; Stem with conical metal tip
<b>Drain port</b>	: 1/4" NPT [F]; provided with SS 316 plug

**How to order : 5VA, 5VG, 5VD, 5VQ, 5VV, 5VR**

Body Material	Stem Type	Stem Packing	Size = Inlet x Outlet	Connections	Threads
C = Carbon Steel	CT	P = PTFE	44= 1/2" x 1/2" (std)	FF = Female x Female	N = NPT (ANSI B 1.20.1)
S = SS 316	DS	G = Grafoil	24= 1/4" x 1/4"	FR = Female x Female Rotating	P = BSPP (BS 2779, ISO 228/1)
S4 = SS 304				SW = Socket weld	B = BSPT (BS 21, ISO 7/1)
SL = SS 316L				MR = Male x Female Rotating	
M4 = Monel 400					
M5 = Monel 500					
H = Hastelloy C					

**Options -**

- IE : Handle circular.
- TF : Compliance to NACE standard MR-0175.
- SG : For Oxygen service, valves are supplied cleaned, degreased and suitably packed.
- GH : Material test certificate
- GO : Hydro test certificate
- MB : Mounting Bracket
- MBC : Mounting bolts (7/16" UNF) in carbon steel (Model : MBC - M45, MBC - M25)
- MBS : Mounting bolts (7/16" UNF) in SS (Model : MBS - M45, MBS - M25)
- BLD4 : Bleeder 1/4" NPT (Male)

**Example**

**To place an order simply refer to the codes in the table.**

Valve Type + Body Material + Stem Type + Stem Packing + Size + Connections + Threads + Options

5VA + S + CT + P + 44 + FF + N = 5VA-S-CT-P-44-FF-N-Options

**NOTE:**

- The weld prepared types are available with female plain end - suitable for socket weld.
- Anti-tamper bonnet - special design on request with locking arrangement if desired.